

# SUNRAYS

## SENIOR LIVING COMMUNITY

Personal  
Centered  
Design!

• INDEPENDENT LIVING

• ASSISTED LIVING

• MEMORY CARE UNIT

• NURSING HOME CENTER

\* CCRC: Continuing Care

Retirement Community

- move throughout same community while they age

\* Ageing Population!

\* Memory Care: Needs special design attention to allow residents a better & safe environment!!!

Designing 2 out of 4 living spaces

- ↳ make it a HOME!
- ↳ get them active & involved!

## MEMORY CARE:

• Problems with THINK, REMEMBER, &

REASON

• Need to consider:

- glare on floor
- flooring patterns
- contrast (ex. don't have same color chairs & floors)
- sight to bath
- 75° & down (don't look up)
- picture boxes
- continuous paths (for wandering)

## INDEPENDENT LIVING:

### & ELDERLY ADULTS

- Cueing is key!
- Need more light
- Modern design, w/ old feel

# CONCEPT: SUNDIAL

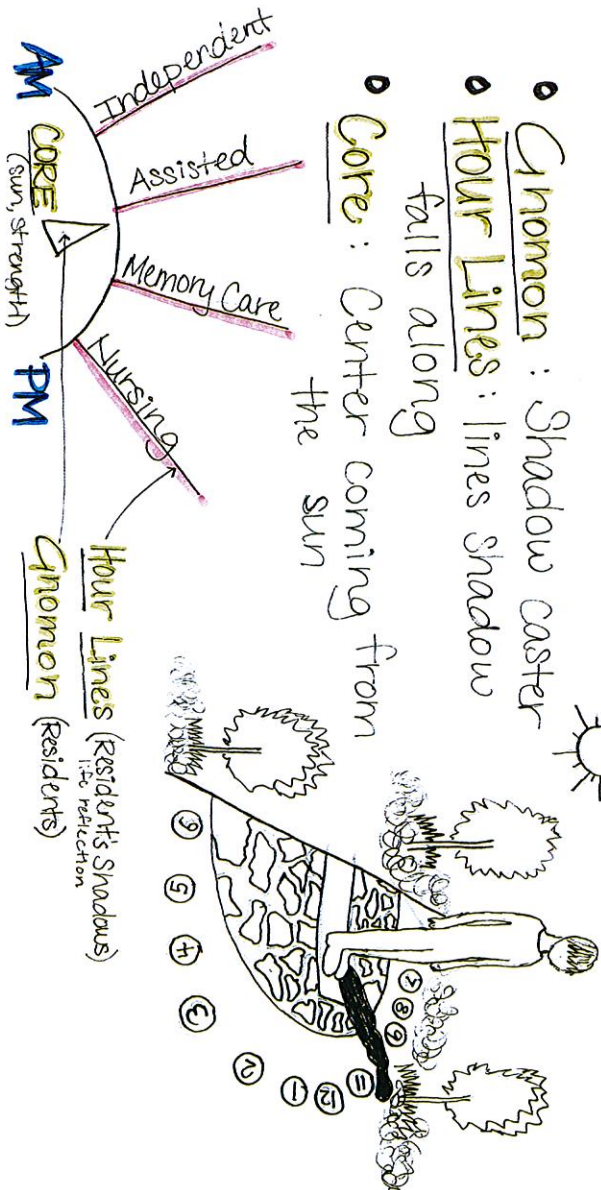
• Latin Sundial Phrases:

“Mearn vide umbram, tuam videbis vitam”

See my shadow, see your life

“Luceum Vitari” A light shining in retirement

- Gnomon: Shadow caster
- Hour Lines: lines shadow falls along
- Core: Center coming from the sun



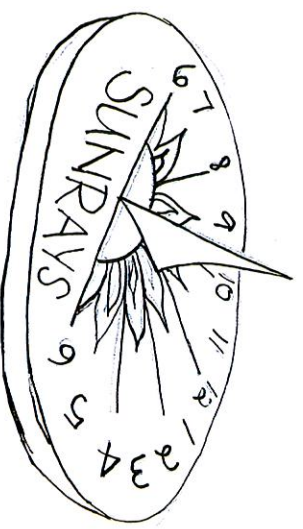
# CONCEPT:

## -SUNBIAL- STAGES OF LIFE


Reflect

### SHADOWS OF HOUR LINES

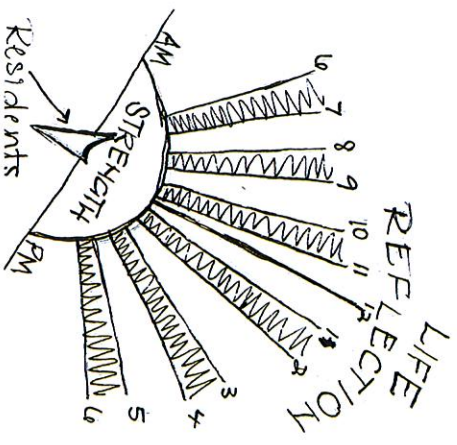
- \* Aging starts w/ needing hardly any help (independent)
- \* Last hour is represented by remembering the past, as most fall back to the beginning stages of their lives (memory care)



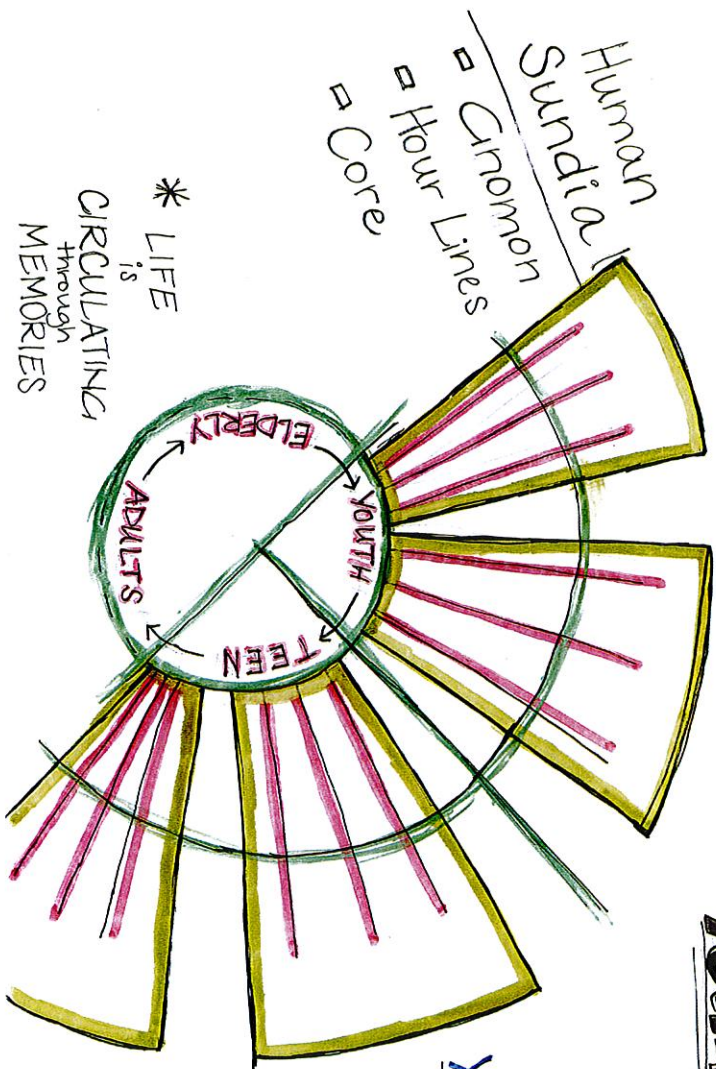
• Constantly circulating back in life



PART I  
DIAGRAM



- REMEMBRANCE!
- SELF-REFLECTION!
- SHADOWS OF THE ELDERLY REPRESENTS THEIR YOUTH!



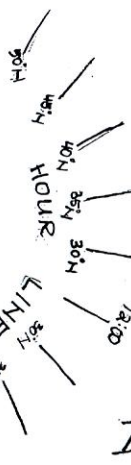
LET THE YOUTH YEARS SHINE!

REMEMBERING the GOOD YEARS!

# SITE & ORIENTATION:

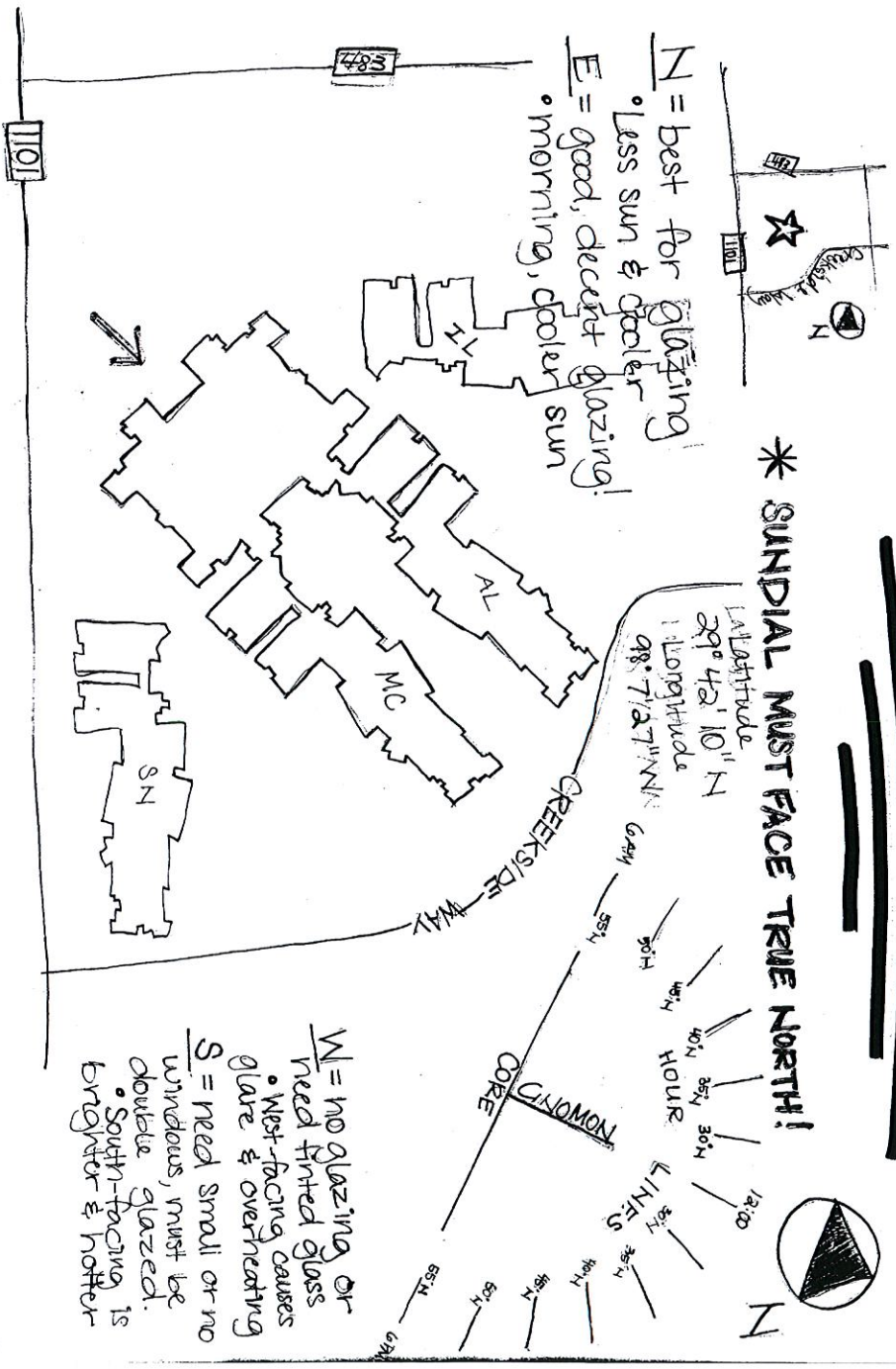
\* **SUNDIAL MUST FACE TRUE NORTH!**

Latitude  
 39° 42' 10" N  
 Longitude  
 98° 7' 27" W

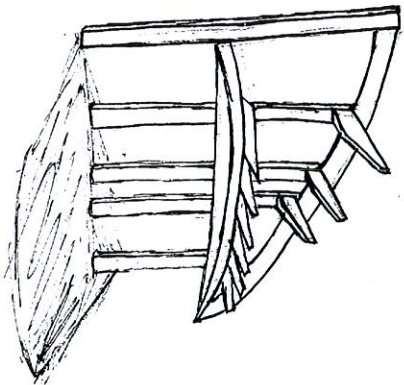
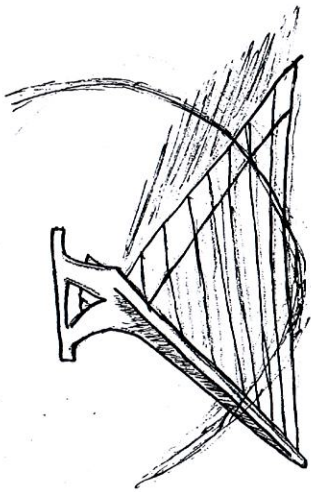
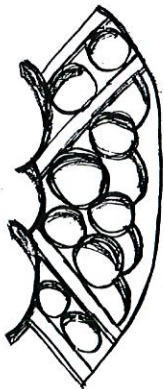
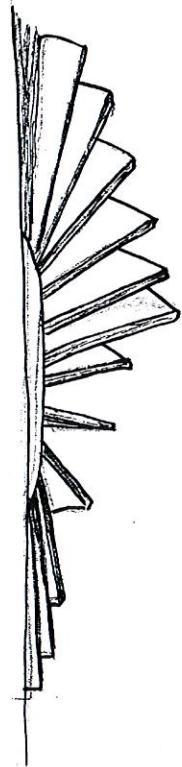


N = best for glazing!  
 • Less sun & cooler  
E = good, decent glazing!  
 • morning, cooler sun

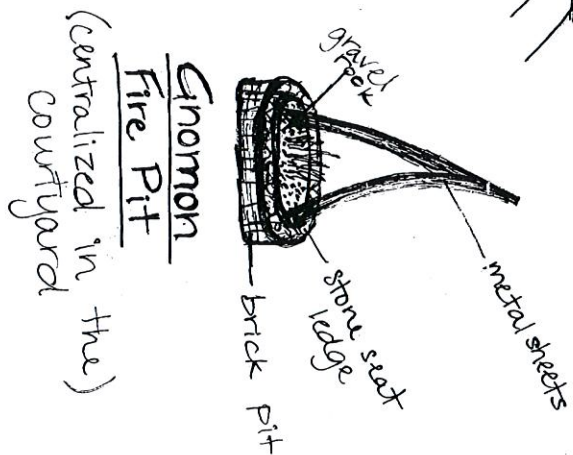
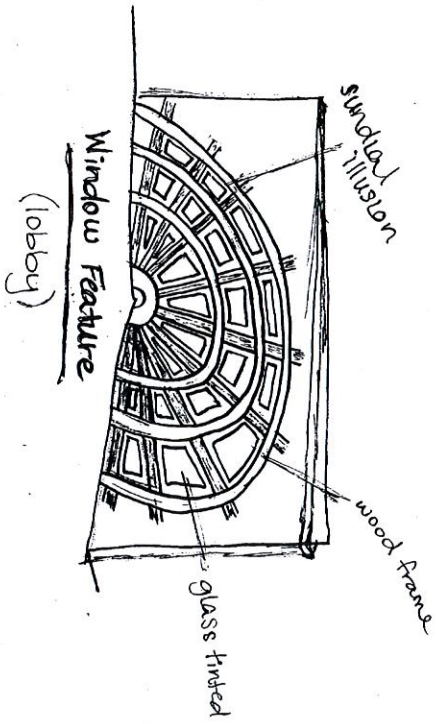
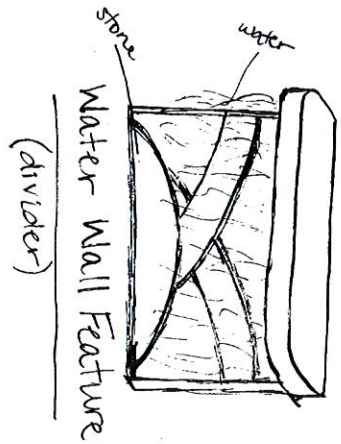
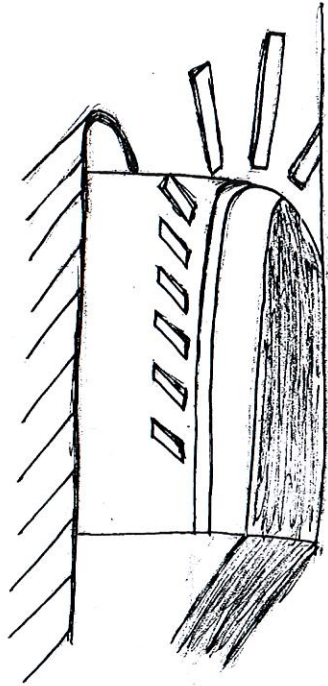
W = no glazing or need tinted glass  
 • West-facing causes glare & overheating  
S = need small or no windows, must be double glazed.  
 • South-facing is brighter & hotter



# CONCEPT FORMING SPACE:



LIGHTING FEATURE (COMMON SPACE)



Chomom  
Fire Pit  
(centralized in the courtyard)




EMPHASIS:

Angles of path  
Focal features in  
common areas  
Circular gathering  
areas

BALANCE:

Symmetry  
Reflection



UNITY:

Common focal  
stopping points  
Cues to common  
spaces  
Wayfinding

PROPORTION & SCALE:

Ordering & planning features

COLOR:

AM - Brighter, Vibrant colors  
less saturated  
PM - Darker, rich colors

FORM/MASS:

SPACE:

Movement  
energetic  
continuous flow  
open concept

TEXTURE:

smooth, soft  
sharp ?

ELEMENTS  
OF  
DESIGN


LINE:

angular &  
geometric  
rays

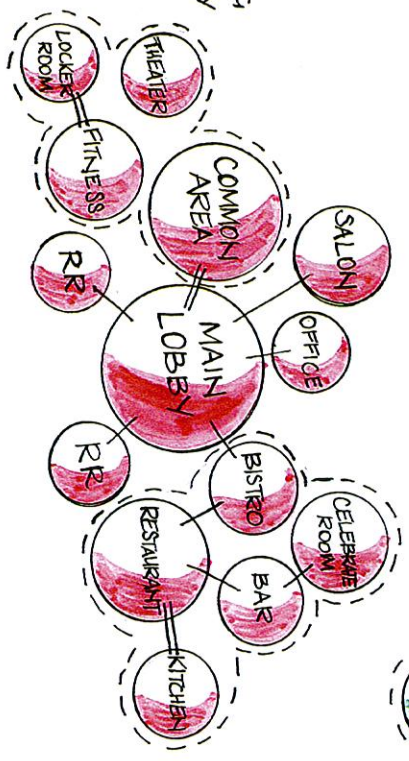
SHAPE:

circular & organic  
ArCs

# BUBBLE DIAGRAM:




- KEY:**
- REQUIRED GROUPING
  - === IMMEDIATE ADJACENCY
  - DESIRED ADJACENCY
  - COMMON SPACES
  - MEMORY CARE
  - INDEPENDENT LIVING



# BLOCK DIAGRAM 2 PREFERRED OPTION

- ZONING KEY
- INDEPENDENT L.
  - MEMORY CARE
  - ASSISTED L.
  - COMMONS



# Private, Public, & Security

- white out stairs/elev.

- on outside line & inside curve line & make it different

-

